

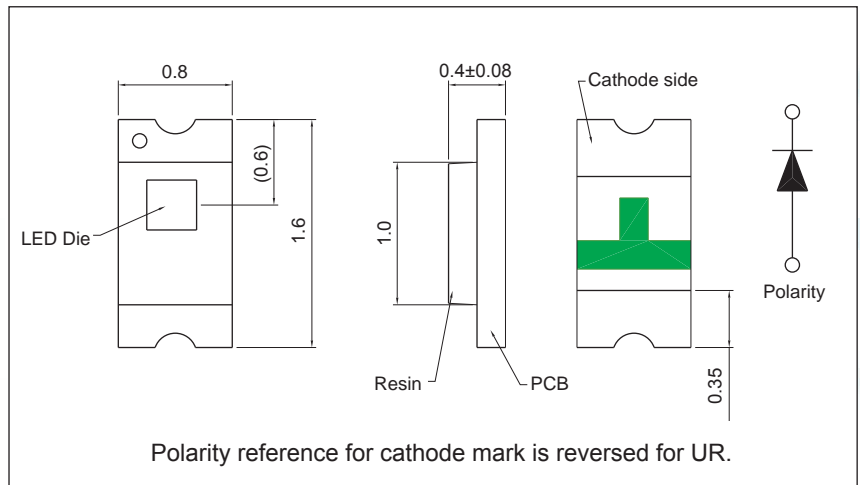
Features

- Chip LED (1.6 x 0.8 x 0.4)
- Super compact

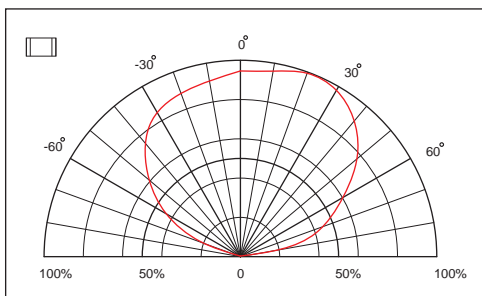
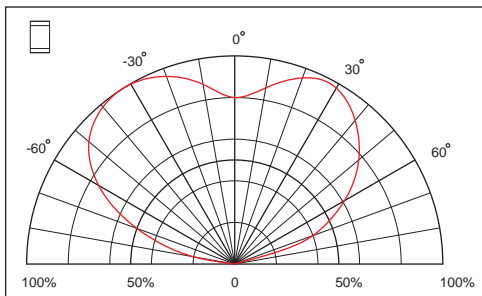


Package Outline Dimensions

(Unit:mm Tolerance:+/-0.1)

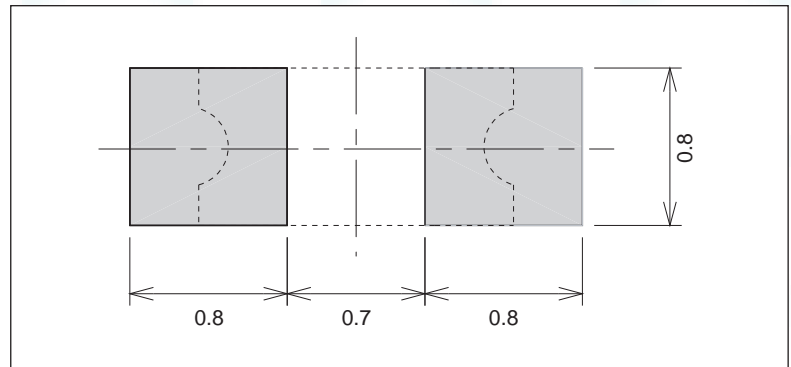


Directive Characteristics



Recommended Soldering Pattern

Unit: mm



Absolute Maximum Ratings

(Ta=25°C)

Item	Symbol	GaP	GaAsP	AlGaAs	AllnGaP	InGaN	Unit
Power Dissipation	P _D	65	65	66	72	78	mW
DC Forward Current	I _F	25	25	30	30	20	mA
Pulsed Forward Current	I _{FP} *	100	100	100	100	80	mA
Reverse Voltage	V _R	5					V
Operating Temperature	T _{OP}	-30 to 80					°C
Storage Temperature	T _{ST}	-40 to 85					°C

* 0.1msec pulse, 10% duty cycle.

Electrical / Optical Characteristics

(Ta=25°C)

Part Number	Emitting color	Material	Forward Voltage(V _F)		Wavelength (nm) typ.			Luminous Intensity (mcd)*		I _F (mA)	Viewing Angle 2θ _½
			typ.	max.	D	P	Δ	min.	typ.		
HT-193UYG	Ultra Bright Yellow Green	AllnGaP	2.0	2.4	573	574	20	30	50	20	140
HT-193UY	Ultra Bright Yellow	AllnGaP	1.9	2.4	589	593	15	30	45	20	140
HT-193UD	Ultra Bright Amber	AllnGaP	1.9	2.4	605	609	17	30	45	20	140
HT-193USD	Ultra Bright Orange	AllnGaP	1.9	2.4	622	636	17	30	45	20	140
HT-193URO	Ultra Bright Red	AllnGaP	1.9	2.4	632	645	22	30	45	20	140
HT-193NB	Blue	InGaN	3.3	3.9	470	468	40	28	40	20	140
HT-193NG	Green	InGaN	3.3	3.9	527	520	40	70	100	20	140
HT-193TW	White	InGaN	3.3	3.9	x=0.29 y=0.31	-	-	70	90	20	140
HT-193NB5	Blue	InGaN	2.8	3.15	472	470	40	10	18	5	140
HT-193NG5	Green	InGaN	2.8	3.15	529	522	40	20	35	5	140
HT-193TW5	White	InGaN	2.8	3.15	x=0.29 y=0.32	-	-	40	70	5	140

*Per NIST standards

