

Features

- Balanced Mini-TRIGARD™
- 5 mm diameter, 7.5 mm long
- UL Recognized ®
- RoHS compliant* versions available

Applications

- Telecommunications
- Industrial electronics
- Commercial electronics
- Consumer electronics
- Automotive, aircraft, military electronics

2036 Series - Miniature 3-Pole Gas Discharge Tube

Characteristics

Test Methods per ITU-T (CCITT) K.12, IEEE C62.31

Characteristic	Model No.					
	2036-07	2036-09	2036-15	2036-20	2036-23	2036-25
DC Sparkover $\pm 20\%$ @ 100 V/s	75 V	90 V	150 V	200 V	230 V	250 V
Impulse Sparkover 100 V/ μ s 1000 V/ μ s	250 V	250 V	350 V	425 V	450 V	475 V
	525 V	550 V	500 V	575 V	600 V	625 V

Characteristic	Model No.					
	2036-30	2036-35	2036-40	2036-42	2036-47	2036-60
DC Sparkover $\pm 20\%$ @ 100 V/s	300 V	350 V	400 V	420 V	470 V	600 V
Impulse Sparkover 100 V/ μ s 1000 V/ μ s	500 V	600 V	650 V	675 V	750 V	850 V
	650 V	750 V	825 V	850 V	950 V	1100 V

Impulse Transverse Delay	100 V/ μ s	< 75 ns
Insulation Resistance	100 V (50 V for Model 2036-07 & 2036-09)	> $10^{10} \Omega$
Glow Voltage	10 mA	~ 70 V
Arc Voltage	1 A	~ 10 V
Glow-Arc Transition Current	< 0.5 A
Capacitance	1 MHz	< 2 pF
DC Holdover Voltage ¹	135 V, (52 V for Model 2036-07 & 2036-09,	< 150 ms
	80 V for Model 2036-15)	
Impulse Discharge Current	20000 A, 8/20 μ s ²	1 operation minimum
	10000 A, 8/20 μ s	> 10 operations
	200 A, 10/1000 μ s	> 300 operations
	200 A, 10/700 μ s	> 500 operations
Alternating Discharge Current	20 Arms, 1 s ²	> 1 operation minimum
	10 Arms, 1 s	> 10 operations
Operating Temperature	-55 to +85 °C

Optional Switch-Grade Failsafe device available.

Notes:

- **UL recognized component, UL File E153537.**
- Model number marking on tube: xxx V.
- The rated discharge current for Mini-TRIGARD™ Gas Discharge Tubes is the total current equally divided between each line to ground.
- Sparkover limits after life $\pm 25\%$, IR $> 10^8 \Omega$ (-25 %, +30 % for Model 2036-07, 2036-09 and 2036-60).
- Operating characteristics per RUS PE-80 and Telcordia GR 1361 available, contact factory.

¹ Network applied.

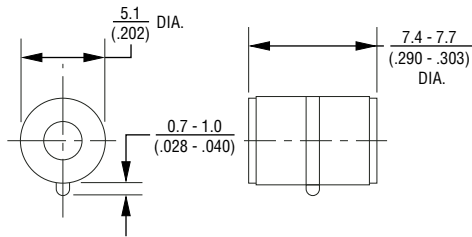
² DC Sparkover may exceed $\pm 25\%$ after discharge, but will continue to protect without venting.

2036 Series - Miniature 3-Pole Gas Discharge Tube

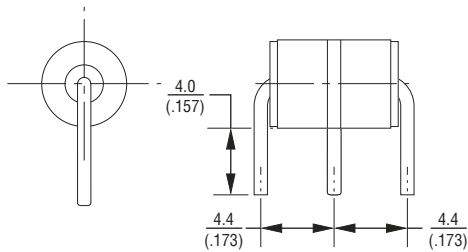
BOURNS®

Product Dimensions

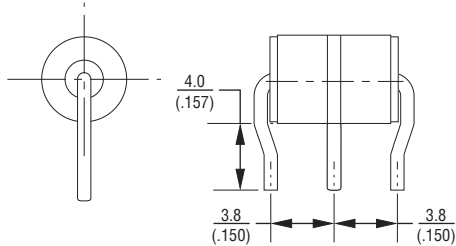
2036-XX-A



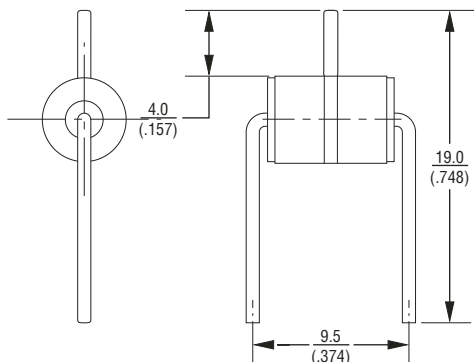
2036-XX-B2 — 0.8 mm (0.032 in.) dia. lead wire
2036-XX-C2 — 1.0 mm (0.040 in.) dia. lead wire*



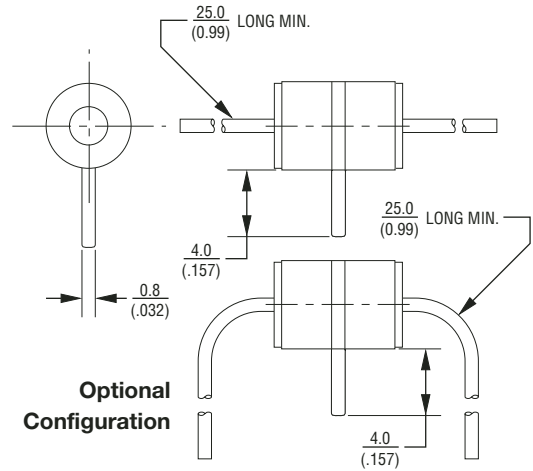
2036-XX-B3 — 0.8 mm (0.032 in.) dia. lead wire
2036-XX-C3 — 1.0 mm (0.040 in.) dia. lead wire*



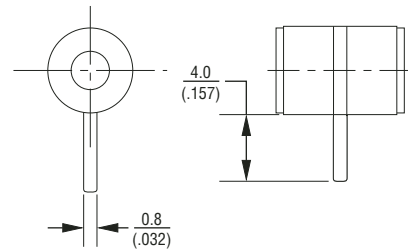
2036-XX-B9 — 0.8 mm (0.032 in.) dia. lead wire
2036-XX-C9 — 1.0 mm (0.040 in.) dia. lead wire*



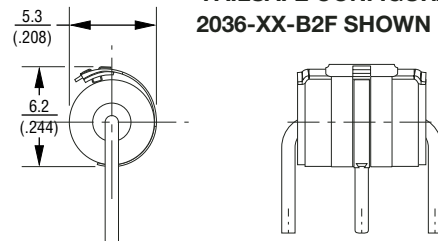
2036-XX-B — 0.8 mm (0.032 in.) dia. lead wire
2036-XX-C — 1.0 mm (0.040 in.) dia. lead wire*



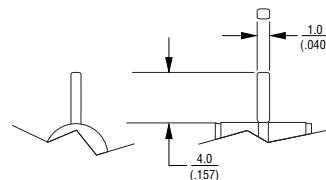
2036-XX-B8 — 0.8 mm (0.032 in.) dia. lead wire
2036-XX-C8 — 1.0 mm (0.040 in.) dia. lead wire*



FAILSAFE CONFIGURATION
2036-XX-B2F SHOWN



CENTER ELECTRODE LEAD: C-CONFIGURATION



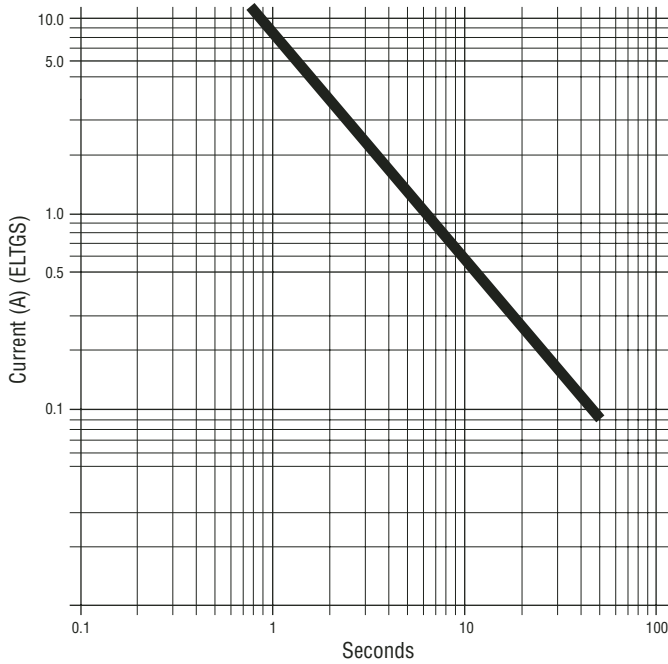
DIMENSIONS = $\frac{\text{MILLIMETERS}}{(\text{INCHES})}$

*Center Electrode Lead: See Center Lead C-Configuration detail. Specifications are subject to change without notice. Customers should verify actual device performance in their specific applications.

2036 Series - Miniature 3-Pole Gas Discharge Tube



Switch-Grade Failsafe Device Shorting Curve 2036-XX-XF



ELTGS = Each Line to Ground Simultaneously

NOTE: When using a GDT failsafe device, it is imperative that all components associated and connected to the GDT with failsafe be tested in their respective completely integrated environment (finished product) to assure proper operation.

How To Order

2036 - xx - x - nn - F LF

Model Number _____
 Designator _____

Voltage (Divided by 10) _____
 07 = 75 V 30 = 300 V
 09 = 90 V 35 = 350 V
 15 = 150 V 40 = 400 V
 20 = 200 V 42 = 420 V
 23 = 230 V 47 = 470 V
 25 = 250 V 60 = 600 V

Leads _____
 A = None
 B = 0.8 mm
 C = 1 mm

Lead Shape _____
 (See Product Dimension Drawings)

Fail-Short Option _____
 Blank = Standard Product
 F = With Fail-Short Mechanism

Lead Free Option _____
 Blank = Standard Product
 LF = Lead Free/RoHS Compliant Product (Not available on models with Fail-Short Mechanism)

Packaging Specifications

Model 2036-xx-nn ships standard bulk pack, 100 pcs./tray.