

BOURNS®

Features

- Single-Turn / Cermet / Industrial / Sealed
- Miniature package
- Rotor designed for automatic machine adjust interface
- Withstands harsh environments and immersion cleaning processes
- Available on tape and reel packaging
- RoHS compliant* version available

3362 - 1/4 " Square Trimming Potentiometer

Electrical Characteristics

Standard Resistance Range 10 to 2 megohms
 (see standard resistance table)
 Resistance Tolerance ±10 % std.
 (tighter tolerance available)
 Absolute Minimum Resistance 1 % or 2 ohms
 (whichever is greater)
 Contact Resistance Variation 1 % or 3 ohms max.
 (whichever is greater)
 Adjustability
 Voltage ±0.05 %
 Resistance ±0.15 %
 Resolution Infinite
 Insulation Resistance 500 vdc.
 1,000 megohms min.

Dielectric Strength
 Sea Level 900 vac
 80,000 Feet 350 vac
 Adjustment Angle 240 ° nom.

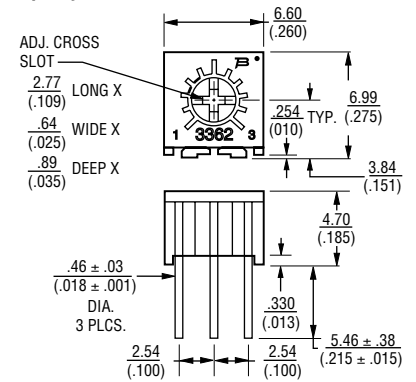
Environmental Characteristics

Power Rating (300 volts max.)
 70 °C 0.50 watt
 125 °C 0 watt
Temperature Range
 -55 °C to +125 °C
Temperature Coefficient
 ±100 ppm/°C
Seal Test 85 °C Fluorinert†
Humidity MIL-STD-202 Method 103
 96 hours
 (2 % ΔTR; 10 Megohms IR)
Vibration 30 G (1 % ΔTR; 1 % ΔVR)
Shock 100 G (1 % ΔTR; 1 % ΔVR)
Load Life .. 1,000 hours 0.5 watt @ 70 °C
 (3 % ΔTR; 3 % or 3 ohms, whichever is greater, CRV)
Rotational Life 200 cycles
 (4 % ΔTR; 3 % or 3 ohms, whichever is greater, CRV)

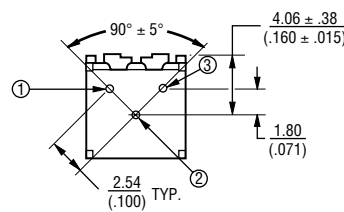
Physical Characteristics

Mechanical Angle 270 ° nom.
Torque 3.0 oz-in. max.
Stop Strength 7.0 oz-in. min.
Terminals Solderable pins
Weight 0.02 oz.
Marking Resistance code, terminal numbers, manufacturer's model number, style and date code
Wiper 50 % (Actual TR) ±10 %
Flammability U.L. 94V-0
Standard Packaging 50 pcs. per tube
Adjustment Tool H-90

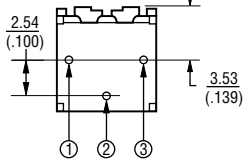
Common Dimensions Top Adjust



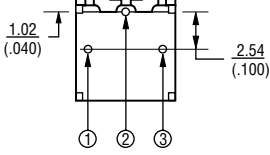
3362H



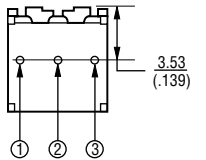
3362P



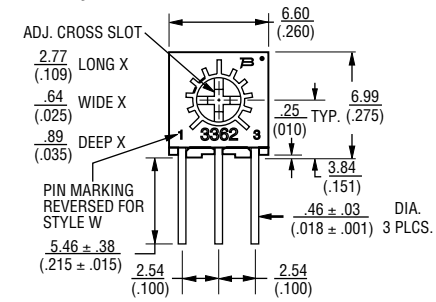
3362R



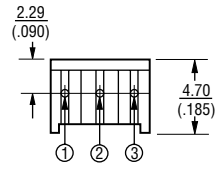
3362U



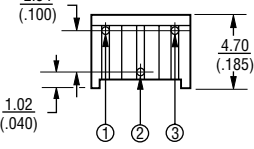
Common Dimensions Side Adjust



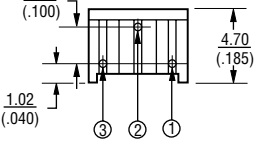
3362M



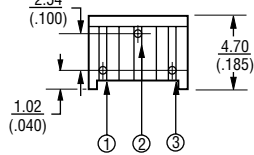
3362S



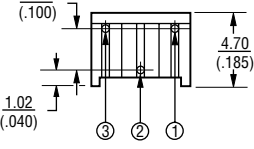
3362W



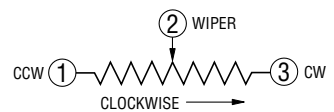
3362X



3362Z



TOLERANCES: ± 0.25 (.010) EXCEPT WHERE NOTED
 DIMENSIONS ARE: $\frac{\text{MM}}{\text{(INCHES)}}$



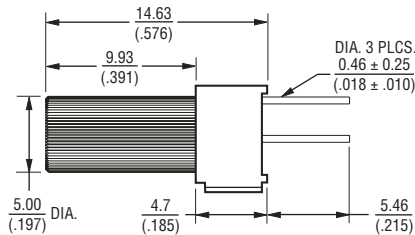
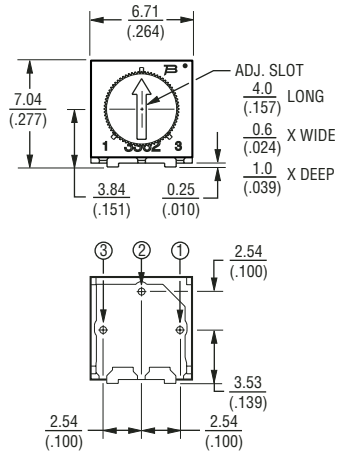
*RoHS Directive 2002/95/EC Jan 27 2003 including Annex.
 †"Fluorinert" is a registered trademark of 3M Co.
 Specifications are subject to change without notice.
 Customers should verify actual device performance in their specific applications.

3362 - 1/4 " Square Trimming Potentiometer

BOURNS®

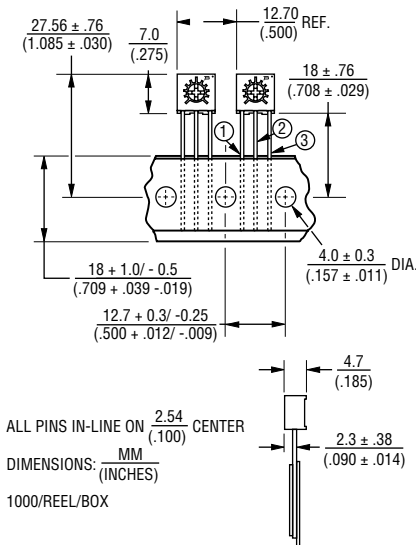
Product Dimensions

Top adjust models 3362H, P, R and U are available with a knob for finger adjustment. Add suffix letter "T" to order code.

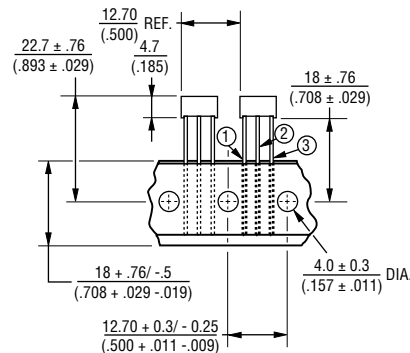


DIMENSIONS: MM/(INCHES)
TOLERANCES: ±.25/(±.010) EXCEPT WHERE NOTED

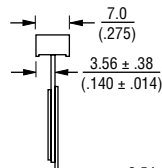
Packaging Specifications



TOP ADJUST 3362U-1, 3362P-1



SIDE VIEW 3362U-1



ALL PINS IN-LINE ON 2.54 CENTER
DIMENSIONS: MM (INCHES)
750/REEL
1000/BOX

SIDE VIEW 3362P-1



Meets EIA Specification 468.

How to Order

3362 P - 1 - 502 T LF

Model _____
Style _____
Standard or Modified _____
Product Indicator _____
-1 = Standard Product
Resistance Code _____
Optional Suffix Letter _____
T = Knob*
Packaging Designator _____
Blank = Tube (Standard)
R = Tape and Reel
(M, U and P Pin Styles Only)
A = Ammo Pack
(M, U and P Pin Styles Only)

Terminations
LF = 100 % Tin-plated (RoHS compliant)
Blank = 90 % Tin / 10 % Lead-plated
(Standard)

*Knob option is available only in standard Tube packaging for terminal styles H, P, R and U.
Consult factory for other available options.

Standard Resistance Table

Resistance (Ohms)	Resistance Code
10	100
20	200
50	500
100	101
200	201
500	501
1,000	102
2,000	202
5,000	502
10,000	103
20,000	203
25,000	253
50,000	503
100,000	104
200,000	204
250,000	254
500,000	504
1,000,000	105
2,000,000	205

Popular distribution resistance values listed in boldface. Special resistances available.